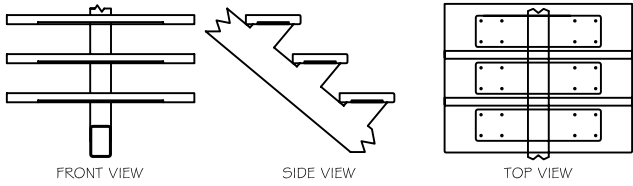


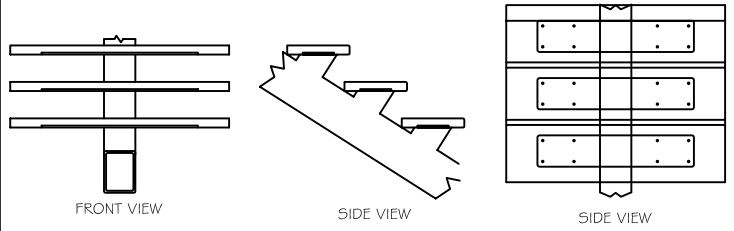
MYLEN STAIRS ARCHITECTURAL STAIR OPTIONS

STRINGER TYPES

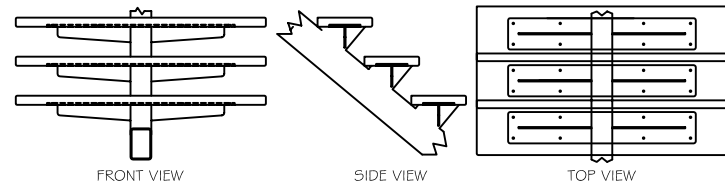
MONO STRINGER 4" x 6" STEEL TUBING



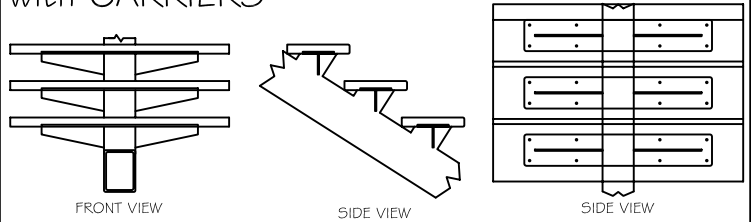
MONO STRINGER 6" x 8" STEEL TUBING



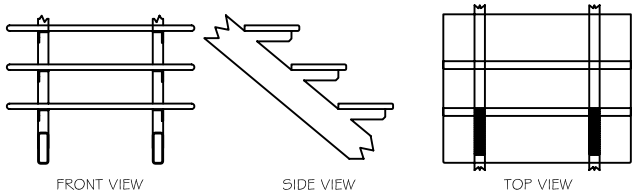
MONO STRINGER 4" x 6" STEEL TUBING with CARRIERS



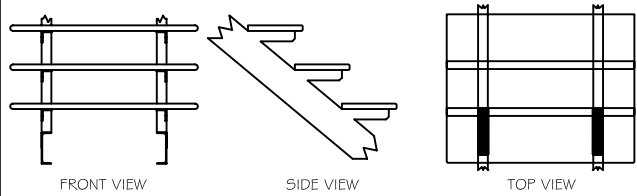
MONO STRINGER 6" x 8" STEEL TUBING with CARRIERS



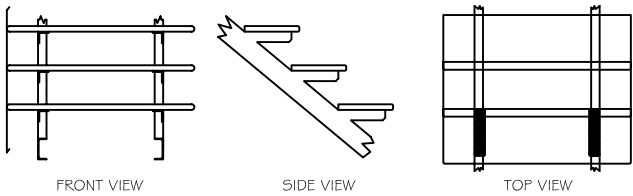
MS-30 2" x 6" STEEL TUBING DOUBLE STRINGERS



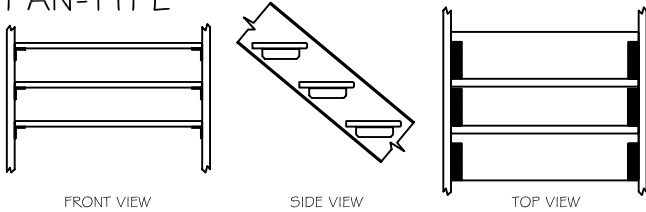
MS-20 1 7/8" x 6" STEEL CHANNEL DOUBLE STRINGERS



MS-10 1 5/8" x 4" STEEL CHANNEL DOUBLE STRINGERS



10" x 8.4lbs STEEL CHANNELS PAN-TYPE



12" x 10.6lbs STEEL CHANNELS PAN-TYPE

